

STRIKER-2



DATA SHEET

HIGH PRESSURE 2-STAGE FIRE PUMP

The **WATERAX STRIKER-2**, pairs a reliable 2-stage pump end with the **Briggs & Stratton 4-stroke 14 HP** engine to achieve pressures of up to **230 PSI (15.9 BAR)** and flow rates reaching **105 GPM (397 L/Min)**. It can be used by itself, in tandem or in parallel with other **WATERAX** pumps, and is also a very popular choice for slip-on applications.

The **WATERAX** quick release clamp provided on the **STRIKER-2** pump lets you replace a damaged pump end in the field with minimal equipment downtime. This interchangeability greatly reduces your spare parts inventory and improves your ability to respond to unforeseen equipment damage. The **Briggs & Stratton 4-stroke 14 HP** engine makes for ease of operation and engine parts sourcing.

Emissions compliant; engine is CARB and EPA certified

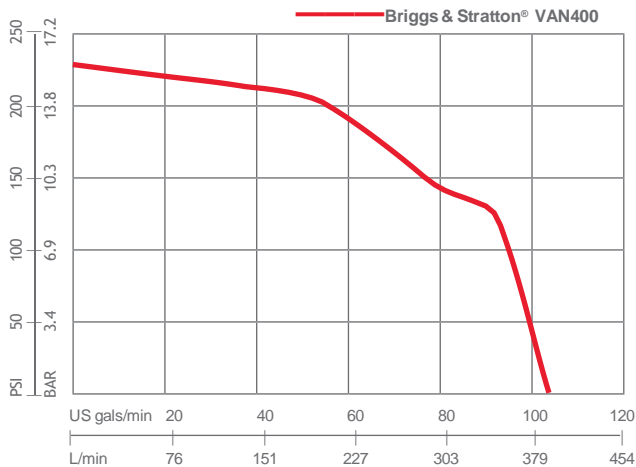
Applications

- Firefighting operations using higher flows
- Accuracy in flow trajectory when structure fire fighting
- Tandem pumping over long distances
- Parallel pumping for higher volumes
- Slip-on units

Features and Benefits

- Quick release clamp and swappable pump ends for minimal equipment downtime and inventory
- Sealed bearing to eliminate pump end greasing in the field
- Belt drive system for reliable, low maintenance performance
- Aluminum alloy pump components and anodized parts for lighter weight and greater resistance to corrosion
- Comprehensive user and service manuals

SPECIFICATIONS



Flow rate at specified pressure

Maximum Pressure: 230 PSI (15.9 bar)
 Free flow: 105 US gals/min (397 L/min)
 Maximum Head: 531' (162 m)

Flow Rate		Pressure		
US GPM	(LPM)	@	PSI	(BAR)
97	(367)	@	100	(6.9)
80	(303)	@	150	(10.3)
58	(220)	@	200	(13.8)

Engine: Briggs & Stratton® VAN400

Engine Specifications

Model & Type	B&S, VAN400 Series 4-cycle, horizontal shaft, single cylinder, OHV
Net Power	12HP (9 kW) @ 3600 RPM
Net Torque	19.5 lb-ft (26.4 Nm) @ 2500 RPM
Bore & Stroke	3.46 x 2.64 inches (88 x 67 mm)
Displacement	24.89 cubic inches (408 cc)
Starting System	12 VDC electric with manual recoil backup start
Ignition	Digital CDI with variable ignition timing
Charging	3 AMP regulating alternator
Wiring	Pre-wired for Fast Wire panel connections (panels purchased separately).
Governor	Centrifugal Mass Type
Cooling	Air Cooled
Lubrication	Oil, Splash
Oil Capacity	1.0 quarts (.95 liters)
Fuel Pump	18 inch lift.
Emissions	Meets current CARB, EPA, and CE requirements.
Fuel Type	Gasoline [unleaded, 86 minimum octane, 10% maximum ethanol]
Fuel Tank	6.0 quarts (5.7 liters)
Fuel Consumption	0.92 US gals/hr (6.8 liters/hr)
Muffler	Forestry approved spark arrestor

Pump Specifications

Type	Detachable 2-stage Centrifugal
Ratings	ISO 9 (Texas Only) and NFPA 1906 Medium Pressure Rating of 50 GPM
Description	Medium Pressure, Low Flow, Foam Compatible
Maximum Allowable Pressure	600 PSI (41.4 bar)
Intake	2" Male NPSH Thread (other connections available)
Discharge	Check Valve: 1-1/2" male NPSH thread (meets US Forest Service Specification 5100-382)
Body & Diffusers	Anodized corrosive resistant aluminum
Impellers	3.67" Diameter; Anodized corrosive resistant aluminum
Pump Shaft	Stainless Steel
Bearings	Maintenance Free; sealed ball bearing and sintered bronze sleeve
Pump Seal	Maintenance Free; Blister-resistant carbon seal face, silicon carbide seat, and fully integrated drive bushing.
Clamp	Hand tight quick release clamp [no tools needed]
Drive Unit	Timing Belt and Pulley; Speed Increaser
Speed Increaser Position	Vertical
Drive Ratio	1.88: 1
Color	Red
Special Feature	The entire pump separates completely from the engine/speed increaser.

All features are not available on every model. Please refer to the product selection matrix to select the proper model.

SPECIFICATIONS

STR2-14V

Primer Specifications

Hand Primer Option	Guzzler, Diaphragm Type; Reliable, Lightweight and Rugged
Intake and Discharge Port Size	½" Female NPT
Construction:	Aluminum Handle, composite body, buna-n reinforced diaphragm and flapper valves
Lift	12 feet (3.7 m) [up to approximately 16 feet (4.8 m) with suction hose footvalve]
Head Capacity	30 ft (9.1 m)
Maximum Pressure	15 PSI (1.03 bar)
Maximum Service Temp	150° F (66° C)
Volume per Stroke	0.44 quart (0.42 liter)
Dimensions (L x W x H)	12-3/4" x 4-1/2" x 4-5/16" (324 x 114 x 110 mm)
Weight	1.70 lbs (0.77 kg)
Shipped loose with connection hardware and 6 feet of hose	

Electric Primer Option	12 VDC Piston Type Vacuum Pump
Intake and Discharge Port Size	3/8" Female NPT
Construction	Corrosion Resistant Aluminum with Bronze Sleeve and Composite Piston
Max. Current Draw	105 amps
Lift	25 feet (7.6 m)
Vacuum	22 in-Hg
Dimensions	9" x 4-1/8" x 7-1/2" (229 x 105 x 191 mm)
Weight	8.1 lbs (3.7 kg)
Vehicle Units	Shipped loose with mounting plate, hardware, and 6 feet of hose

Unit Base Specifications

Vehicle Mount	Black flat base with tubular horizontal legs. (Provided with industrial grade stud isolators - shipped loose)
----------------------	--

Control Panel Options

Engine supplied controls	Push/Pull choke, venier throttle, push start, and toggle On/Off Switch. (Note: Fuel valve lever on the engine itself not on panels)
FastWire quick connect	Loomed engine wire harness (pre-wired to engine) with 8 pin Molex MX150L Industrial Sealed Male Connector. All Vehicle Mounted BB-4 pumps are equipped with FastWire quick connect engine wire harness for plug & play ease in connecting pump engine, power, and control components such as the WATERAX Control Panels MCP, PMSCP, WCP Series.
WATERAX Control Panels	MCP, PMSCP, WCP Series

Note: Refer to the *WATERAX* Control Panel data sheet and specifications to select a remote mount panel and/or call your *WATERAX* dealer to customize your own control panel with water and/or foam level monitors, and toggle switches for optional electric primer and work light.

PRODUCT SELECTION

PRODUCT SELECTION MATRIX

PRODUCT SELECTION MATRIX		STR2-14V	
STANDARD INCLUSIONS	Primer	Jabsco Hand Primer	-
		Guzzler Hand Primer	o
		Electric Primer	o
	Muffler	Forestry Approved Spark Arrestor	s
	Drive Orientation	Vertical	s
		Horizontal	-
	Controls	Engine Controls	o
		WATERAX Control Panels	o
	Dimensions	L x W x H	26.1" x 18.9" x 21.7"
Weight		137 lbs (62 kg)	

Standard **S** Option **O** Not applicable **-**

OPTIONS & ACCESSORIES

Sold Separately

CONTROLS



PMSCP
Panel Mount Standard Control Panel
w/ FastWire CTRL connector.



MCP
Mini Control Panel
w/ FastWire CTRL connector.



WCP
WATERAX Control Panel
w/ FastWire PWR & CTRL connectors.

ELECTRIC KIT FASTWIRE CABLES



BATKIT-66
Deep Cycle Battery Kit
w/ FWP-9 cable



WLIGHTKIT
LED Work Light w/ 5'
harness & toggle switch



FWX-3
3' CTRL Cable Extension
w/ two 8 pin connectors



FWP-20
20' PWR Cable with
lugs & Anderson
conn.

FWP-9
9' PWR Cable w/ lugs
& Anderson conn.

FWP-3
3' PWR Cable w/ lugs
& Anderson conn.

PRIMER PUMP INTAKE & DISCHARGE ADAPTER



GZPRIMERKIT
Guzzler Hand Primer
with hose & valve



EPRIMERKIT
Electric Primer w/ plate,
5' harness & switch



ADP-A-FM20S ADAPTER 2" NPSH FEMALE TO NPSH MALE
ADP-A-FM20SP ADAPTER 2" NPSH FEMALE TO NPT MALE
ADP-A-FM20SV ADAPTER 2" NPSH FEMALE TO VICTAULIC
ADP-A-FM15SN ADAPTER 1-1/2" NPSH FEMALE TO NH MALE

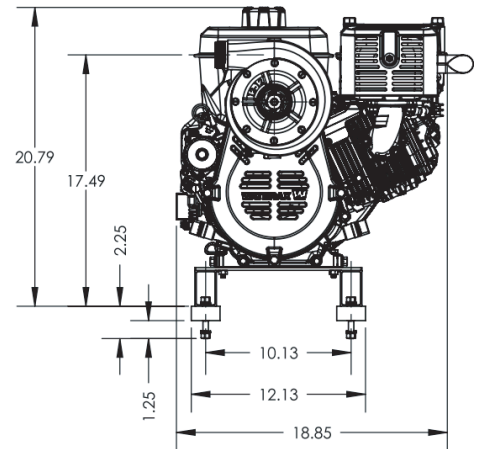
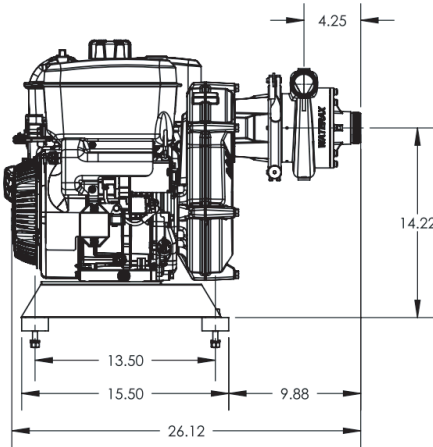
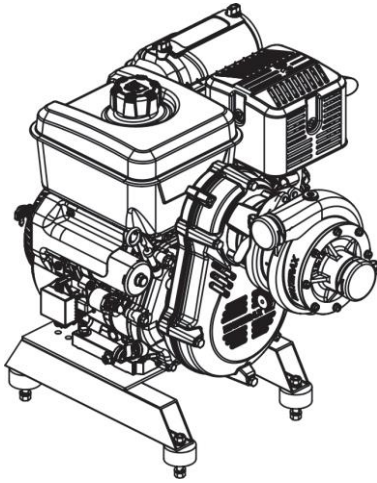


ADP-A-FM15S ADAPTER 1-1/2" NPSH FEMALE TO NPSH MALE
ADP-A-FM15SP ADAPTER 1-1/2" NPSH FEMALE TO NPT MALE
ADP-A-FM15SV ADAPTER 1-1/2" NPSH FEMALE TO VICTAULIC

B-6365 CHECK VALVE MANIFOLD 1-1/2 NPSH

TECHNICAL DRAWINGS

STR2-14V Length 26.12" (66.3 cm) Width 18.85" (47.9 cm) Height 20.79" (52.8 cm) Weight 137 lbs (62.1 kg)



WATERAX

All information contained in this document including drawings is proprietary to *WATERAX* and may not be copied, reproduced or used in whole or in part without our prior written permission. The information in this document is subject to change without notice. Model displayed with multiple options. Weight and dimensions are approximated and may vary depending on options.

WATERAX INC.

6635 Henri-Bourassa W.
Montreal, QC H4R 1E1
T 514 637-1818
F 514 637-3985
TF 1 855 616 616-1818
info@waterax.com

waterax.com

To help you stay **#ReadyForWildfires**, we've made a few changes, placing 100% of our focus on manufacturing our core products, portable fire pumps.

To do so, we've established a network of trusted supply and distribution partners that can help us provide *WATERAX* pumps quickly in addition to water-handling equipment and accessories.

For immediate assistance when it comes to pumps and water-handling accessories, please [contact your local dealer](#).

For genuine spare parts, visit our [online store](#).

STRIKER II® is a registered trademark of Waterax