

B2X-18V

Vehicle mount vertical drive

DATA SHEET

MID-RANGE 2-STAGE FIRE PUMP

Designed for OEM Fire Apparatus Manufacturers who need a vehicle mounted pump the **WATERAX B2X** is a versatile Mid-Range portable pump that delivers the best performance of its class with minimal operating costs. Unlike other pumps, the **B2X** uses a low maintenance drive belt system that provides efficient and dependable performance.

The **WATERAX B2X-18** pump pairs a reliable high performance Mid-Range 2-stage pump end with Briggs & Stratton 4-stroke 18 hp engine to achieve pressures of up to 190 PSI (13.1 BAR) and flow rates reaching 300 GPM (1136 L/Min). A strong show of both pressure and volume makes it the ideal pump for vehicle mounted applications dedicated to municipal and wildland urban interface operations.

The **WATERAX** quick release clamp provided on the **B2X** pump provides ease of maintenance without having to disassemble the complete pump unit thus significantly reducing equipment downtime.

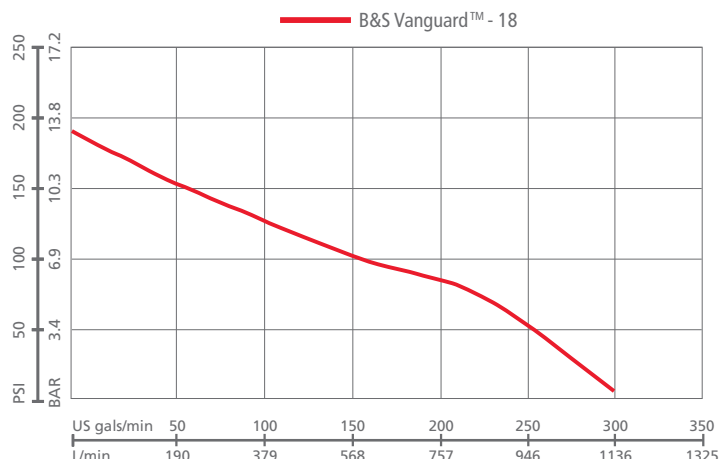
Applications

- Vehicle mounted applications
 - Brush trucks
 - Initial attack units
 - Slip-on units
- Booster reel
- 2x 1-1/2" simultaneous attack lines
- 2-1/2" supply line
- Structure protection
- Water transfer
- Boat fire pump

Features and Benefits

- Versatile fire pump offering the firefighting capability, high pressure hose reel, multiple attack lines, and water transfer capabilities.
- Quick release clamp and swappable pump ends for ease of maintenance and minimal equipment downtime.
- Belt drive system for reliable, low maintenance performance.
- Aluminum alloy pump components and anodized parts for lighter weight and greater resistance to corrosion
- Comprehensive user and service manuals
- EPA Certified

SPECIFICATIONS



Flow rate at specified pressure

Maximum Pressure: 190 PSI (13.1 bar)
 Free flow: 300 US gals/min (1136 L/min)
 Maximum Head: 439' (134 m)

Flow Rate			Pressure	
US GPM	(LPM)		PSI	(BAR)
261	(988)	@	50	(3.4)
150	(568)	@	100	(6.9)
65	(246)	@	150	(10.3)

Engine: Briggs & Stratton® Vanguard™ - 18 hp



Pump Specifications:

Type:	Detachable 2-stage Centrifugal
Ratings:	ISO 9 and NFPA 1906 Medium Pressure Rating of 50 GPM
Description:	Medium Pressure, Medium Flow, Foam Compatible
Maximum Allowable Pressure:	400 PSI (27.6 bar)
Maximum Flow:	300 GPM (1136 lpm)
Intake:	3" NPT Female/4" Victaulic Combination
Discharge:	2-1/2" NPT Female/3" Victaulic Combination
Body & Diffusers:	Anodized corrosive resistant aluminum
Impellers:	4.00" Diameter; Anodized corrosive resistant aluminum
Pump Shaft:	Stainless Steel
Bearings:	Maintenance Free; sealed ball bearing and sintered bronze sleeve
Pump Seal:	Maintenance Free; Blister-resistant carbon seal face, silicon carbide seat, and fully integrated drive bushing.
Clamp:	Hand tight quick release clamp [no tools needed]
Drive Unit:	Timing Belt and Pulley; Speed Increaser
Speed Increaser Position:	Vertical
Drive Ratio:	1.88: 1
Color:	Red
Special Feature:	The entire pump separates completely from the engine/speed increaser.

Engine Specifications:

Model & Type:	Briggs and Stratton Vanguard 4-cycle, horizontal shaft, twin cylinder, OHV
Maximum Power:	18 HP (13.4 kW) @ 4000 RPM
Maximum Torque:	26.9 lb-ft (36.5 Nm) @ 2800 RPM
Bore & Stroke:	2.83 x 2.76 inches (72 x 70 mm)
Displacement:	34.78 cubic inches (570 cc)
Starting System:	12 VDC electric start with recoil start
Ignition:	Magnatron
Charging:	16 AMP regulating alternator
Wiring:	Pre-wired for FastWire panel connections (panels purchased separately).
Governor:	Mechanical
Cooling:	Air Cooled
Lubrication:	Oil, Full pressure
Oil Capacity:	1.8 quarts (1.7 liters)
Fuel Pump:	18 inch lift.
Emissions:	Meets current CARB, EPA, and CE requirements.
Fuel Type:	Gasoline [unleaded, 86 minimum octane, 10% maximum ethanol]
Fuel Consumption:	1.6 US gals/hr (6.1 liters/hr)
Optional Integrated Fuel Tank:	7 US quarts (6.6 liters) with manual shut off valve
Muffler:	Forestry approved spark arrestor

All features are not available on every model. Please refer to the product selection matrix to select the proper model.



**WE MOVE
WATER**

SPECIFICATIONS

Primer Specifications:

Hand Primer Option:

Intake and Discharge Port Size:	Guzzler, Diaphragm Type; Reliable, Lightweight and Rugged ½" Female NPT
Construction:	Aluminum Handle, composite body, buna-n reinforced diaphragm and flapper valves
Lift:	12 feet (3.7 m) [up to approximately 16 feet (4.8 m) with suction hose footvalve]
Head Capacity:	30 ft (9.1 m)
Maximum Pressure:	15 PSI (1.03 bar)
Maximum Service Temp:	150° F (66° C)
Volume per Stroke:	0.44 quart (0.42 liter)
Dimensions (L x W x H):	12-3/4" x 4-1/2" x 4-5/16" (324 x 114 x 110 mm)
Weight:	1.70 lbs (0.77 kg)
	Shipped loose with connection hardware and 6 feet of hose

Exhaust Primer Option:

Venturi Construction:	Venturi Type (when selected mounted to exhaust primer muffler)
Exhaust Valve Construction:	Brass
Operation:	Aluminum with stainless shaft and disc
Vacuum:	Remote mount push/pull cable. Minimum of 17 in-Hg

Electric Primer Option:

Intake and Discharge Port Size:	12 VDC Piston Type Vacuum Pump 3/8" Female NPT
Construction:	Corrosion Resistant Aluminum with Bronze Sleeve and Composite Piston
Max. Current Draw:	105 amps
Lift:	25 feet (7.6 m)
Vacuum:	22 in-Hg
Dimensions:	9" x 4-1/8" x 7-1/2" (229 x 105 x 191 mm)
Weight:	8.1 lbs (3.7 kg)
Vehicle Units:	Shipped loose with mounting plate, hardware, and 6 feet of hose

Frame Specifications:

Vehicle Mount:	Black flat base with tubular horizontal legs. (Provided with industrial grade stud isolators - shipped loose)
----------------	--

Controls Specifications:

Engine supplied controls:	Push/Pull Choke & Throttle lever.
Remote exhaust:	Pull cable
FastWire quick connect:	Loomed engine wire harness (pre-wired to engine) with 8 pin Molex MX150L Industrial Sealed Male Connector. All Vehicle Mounted BB-4 pumps are equipped with FastWire quick connect engine wire harness for plug & play ease in connecting pump engine, power, and control components such as the WATERAX Control Panels MCP, PMSCP, WCP* Series.
WATERAX Control Panels:	MCP, PMSCP, WCP* Series * Water and/or foam level monitors, electric primer, work light options available.

Note: Refer to the WATERAX Control Panel data sheet and specifications to select a remote mount panel and/or call your WATERAX dealer to customize your own control panel with water and/or foam level monitors, and toggle switches for optional electric primer and work light.



PRODUCT SELECTION

PRODUCT SELECTION MATRIX

			B2X-18V	B2X-18VT	B2X-18VX	B2X-18VXT
STANDARD INCLUSIONS	Primer	Guzzler Hand Primer	-	-	-	-
		Remote Exhaust Primer w/Control Cable PART-763	-	-	S	S
		Exhaust Primer	-	-	-	-
		Electric Package - Electric Primer, LED work light, & Battery	-	-	-	-
	Muffler	Horizontal low tone	-	-	-	-
		Dual B&S low tone	S	S	-	-
		Exhaust primer muffler	-	-	S	S
	Fuel Tank	Integral / 7 US qts (6.6 L)	-	S	-	S
		Integral / 4 US qts (3.8 L) w/ 3-way valve	-	-	-	-
	Controls	Engine Mount Control Panel	-	-	-	-
	Discharge Gauge	0-600 psi, 2-1/2" dial	-	-	-	-
	Check Valve Manifold	B&S 3' CTRL Cable with 8 pin connector (FWC-B-3)	S	S	S	S
	FastWire CTRL Cable	Honda GX630 3' CTRL Cable with 8 pin connector (FWC-H-3)	-	-	-	-
	Weight		153 lbs (69 kg)	157 lbs (71 kg)	157 lbs (71 kg)	161 lbs (73 kg)

OPTIONS & ACCESSORIES

Sold Separately

Controls



VCBLKIT
Vernier Throttle Cable



PMSCP
Panel Mount Standard Control Panel
w/ FastWire CTRL connector.



MCP
Mini Control Panel
w/ FastWire CTRL connector.



WCP
WATERAX Control Panel
w/ FastWire PWR & CTRL connectors.

Primer	Electric Kit	FastWire Cables
<p>GZPRIMERKIT Guzzler Hand Primer with hose & valve</p> <p>EPRIMERKIT Electric Primer w/ plate, 5' harness & switch</p>	<p>BATKIT-66 Deep Cycle Battery Kit w/ FWP-9 cable</p> <p>WLIGHTKIT LED Work Light w/ 5' harness & toggle switch</p>	<p>FWC-B-3 3' B&S CTRL Cable w/ lugs & 8 pin conn.</p> <p>FWX-3 3' CTRL Cable Extension w/ two 8 pin connectors</p> <p>FWP-20 20' PWR Cable with lugs & Anderson conn.</p> <p>FWP-9 9' PWR Cable w/ lugs & Anderson conn.</p> <p>FWP-3 3' PWR Cable w/ lugs & Anderson conn.</p>

Fuel Tank	Pump Intake & Discharge Adapters
<p>FA-452 Remote Fuel Tank 6.6 US Gallons w/ quick conn.</p> <p>FA-452-3 Remote Fuel Tank 3.2 US Gallons w/ quick conn.</p> <p>12-401B-NS-TRPD Fuel Line EPA - quick conn. to hose 1/4"</p> <p>12-401B-NS-TRPD Fuel Line - quick conn. to SAE 45 Flare</p>	<p>B2X-CONVKIT B2XRK1 B2X-PVKIT ADP-B2X-25N25N ADP-B2X-30N25N RED-24255252 RED-24255253 PART-520 PART-521 PART-522 PART-523</p> <p>B2 TO B2X CONVERSION KIT SEAL KIT FOR B-2 & B2X B2X PRIMER VALVE KIT ADP KIT B2X,SUC 2.5,DIS 2.5 NH ADP KIT B2X,SUC 3.0,DIS 2.5 NH WYE VALVE 2.5NH F X 1.5NPSH M WYE VALVE 2.5NH F X 1.5NH M GROOVED COUPLING 3",GALV. GROOVED COUPLING 4",GALV. GROOVED CPLG 3 TO 2.5",GALV. GROOVED CPLG 4 TO 3",GALV.</p>



**WE MOVE
WATER**

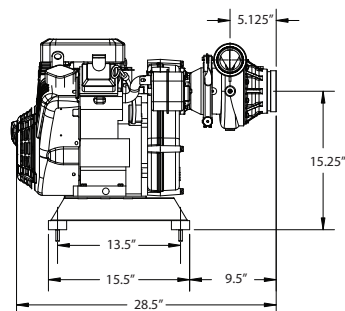
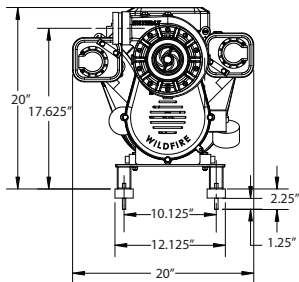
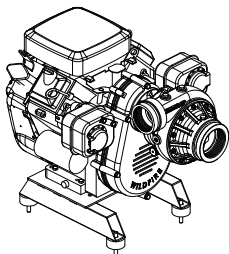
TECHNICAL DRAWINGS

B2X-18V

Length 28.5" (72.4 cm) Width 20" (51 cm)

Height 20" (51 cm)

Weight 153 lbs (69 kg)

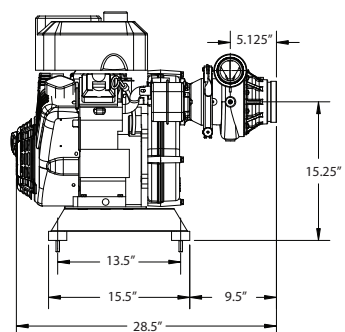
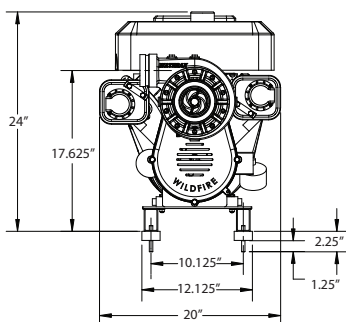
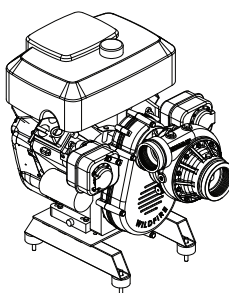


B2X-18VT

Length 28.5" (72.4 cm) Width 20" (51 cm)

Height 24" (61 cm)

Weight 157 lbs (71 kg)

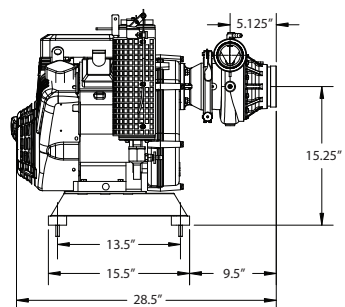
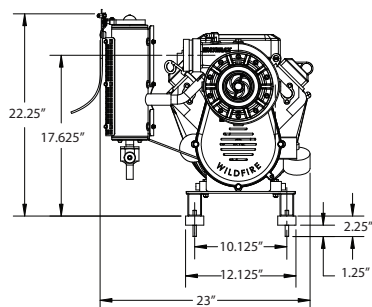
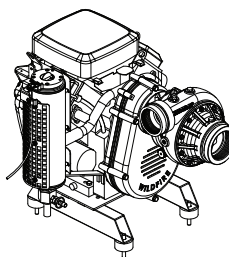


B2X-18VX

Length 28.5" (72.4 cm) Width 22" (56 cm)

Height 22.25" (56.5 cm)

Weight 157 lbs (71 kg)

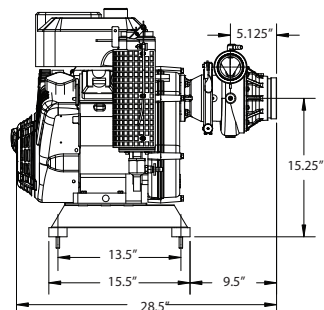
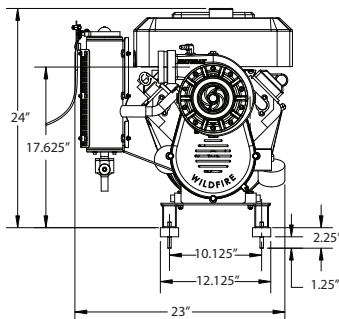
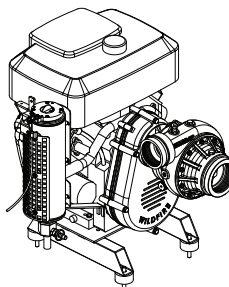


B2X-18VXT

Length 28.5" (72.4 cm) Width 23" (58.5 cm)

Height 24" (61 cm)

Weight 161 lbs (73 kg)



**WE MOVE
WATER**

WATERAX

All information contained in this document including drawings is proprietary to *WATERAX* and may not be copied, reproduced or used in whole or in part without our prior written permission. The information in this document is subject to change without notice. Model displayed with multiple options. Weight and dimensions are approximated and may vary depending on options.

WATERAX INC.

6635 Henri-Bourassa W.
Montreal, QC H4R 1E1

T 514 637-1818

F 514 637-3985

TF 1 855 616 616-1818

info@waterax.com

waterax.com

To help you stay **#ReadyForWildfires**, we've made a few changes, placing 100% of our focus on manufacturing our core products, portable fire pumps.

To do so, we've established a network of trusted supply and distribution partners that can help us provide *WATERAX* pumps quickly in addition to water-handling equipment and accessories.

For immediate assistance when it comes to pumps and water-handling accessories, please contact your local dealer.

For genuine spare parts, visit our online store.

B2X™ is a trademark of Waterax.



**WE MOVE
WATER**